



Denver Concrete Vibrator

High Speed Electric Vibrators




Model U1-1600

- ◆ Adjustable Eccentric Weights.
- ◆ Optional Speed Controller Available.
- ◆ O-Ring Sealed to Keep Out Moisture and Dust.
- ◆ Available in Either 115 or 230 Volts.

- ◆ Ideal for Concrete Forms, Molds, Shaker Tables, Bins and Hoppers or Anywhere High Frequency Vibration is Needed.
- ◆ Compact and Lightweight, These Vibrators Can Be Mounted Almost Anywhere.
- ◆ Up to 9000 Vibrations Per Minute.



Model U1-500 with optional speed controller.



U1-1600
Totally "O" Ring
Sealed from
dirt & water



U1-1600
Wedge Mount



VIBRATING
TABLE

PERFORMANCE

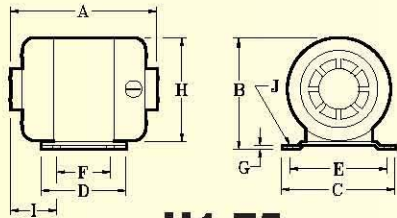
Force lb. (in lbs.)

MODEL*	VOLTAGE ^{1,2,3,4}	AMPS	MAX.RPM	HP	1	2•	3	dB ⁵
U1-75	115	.7	9000	1/15	75 (.03)			50
U1-500	115	3.7	9000	1/4	150 (.07)	350 (.15)	500 (.22)	50
U1-500	230	1.9	9000	1/4	150 (.07)	350 (.15)	500 (.22)	50
U1-1600	115	15.	9000	1/3	930 (.45)	1330 (.58)	1799(.78)	58
U1-1600	230	7.5	9000	1/3	930 (.45)	1330 (.58)	1799(.78)	58

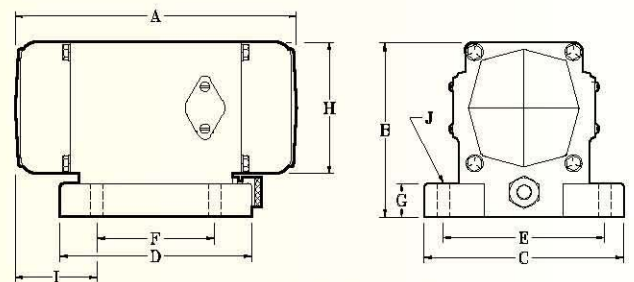
- Standard Setting
- 1) Motors are universal brush type
- 2) Motor enclosure: U1-75, open fan cooled. U1-500, and U1-1600, totally enclosed non-ventilated
- 3) Cord lengths: U1-75, 8ft. to plug. U1-500 & U1-1600, 7ft. to motor starter, 1ft. to plug.
- 4) All units are AC/DC, 1PH, 60hz
- 5) Sound produced in decibels - decibel reading taken with the vibrator mounted on a 400 lb. plate at a distance of 3ft. from dB meter - A scale - slow response.
 - * A) U1-75, Continuous duty.
 - B) U1-500 & U1-1600 are intermittent duty - rule of thumb - 1/2 duty cycle, 30 minutes on and 30 minutes off in each hour; let vibrator cool to ambient (room) temperature.
 - C) Mounting bolts & compression washers included with each model.
 - D) U1-75 & U1-500 drilled and tapped hole(s) to attach safety cable.

DIMENSIONS

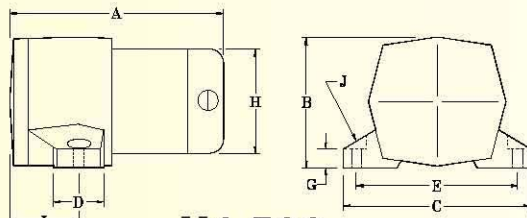
MODEL	Bolt Pattern										Bolt Size/Qty.	Weight/Lbs.
	A	B	C	D	E	F	G	H	I	J		
U1-75	4 5/8"	3 3/8"	3 1/2"	2 1/4"	3"	1 1/4"	1/8"	3 1/4"	1 5/8"	1/4" x 3/4" /4	5 lb.	
U1-500	7 1/2"	4 5/8"	6 3/4"	1 1/2"	5 1/2"		7/8"	3 7/8"	2 1/8"	3/8" x 1 1/4" /2	14 lb.	
U1-1600	9 1/16"	5 9/16"	6 3/8"	6 1/4"	5"	3 3/4"	1 1/8"	4 1/4"	2"	3/8" x 1 1/2" /4	23 lb.	



U1-75



U1-1600

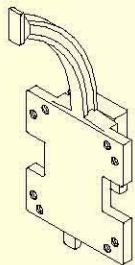


U1-500

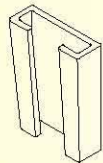
ACCESSORIES

MODEL	A	B	C	D ⁶	E	F
U1-75				194269	115v 196751	230v 220300
U1-500			220522	STD.	196751	196752 220300
U1-1600	223014	223015	220505	STD.	196754	196755

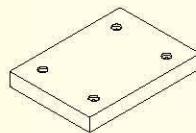
6) Nema4 Enclosure



Wedge Mount (A)



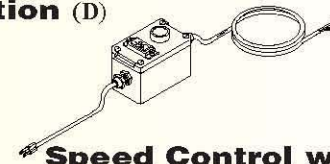
Wedge Mount Bracket (B)



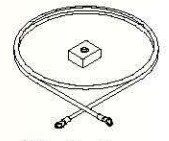
Mount Plate (C)



Overload Protection (D)



Speed Control with Overload Protection (E)



Safety Cable (F)